



TUBOLARE

Il classico modello tubolare, ma prodotto in alluminio riciclato.

Questo permette di sfruttare tutte le caratteristiche intrinseche del metallo stesso: elevata trasmissibilità del calore, bassa inerzia termica, minor peso.

Disponibile nella versione con o senza teste.

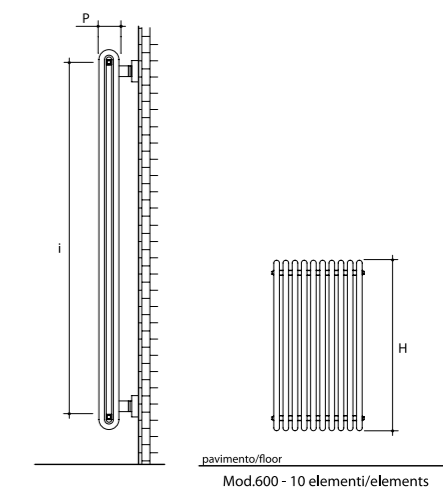
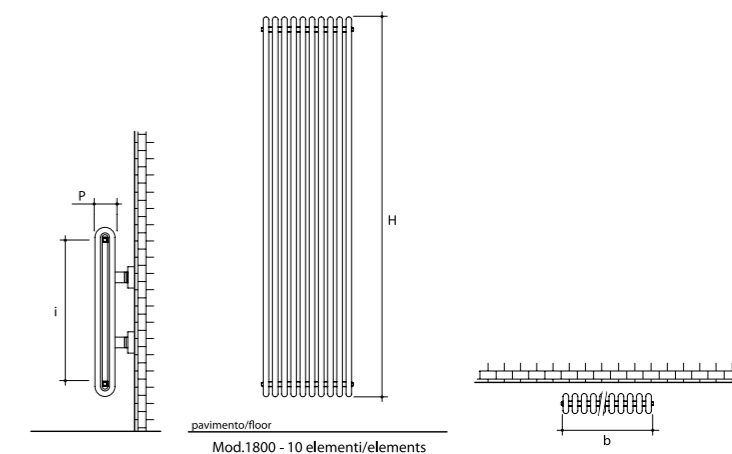
The classic tubular model, but produced in recycled aluminium.

This allows to exploit all the intrinsic characteristics of the metal itself: high heat transmissibility, low thermal inertia and lower weight.


Available with or without heads.

modello model	altezza height h (mm)	larghezza width b (mm)	profondità depth p (mm)	interasse center distance i (mm)	resa termica / thermal output			prezzo* / price* standard
					Δt 30°C (W)	Δt 50°C (W)	Δt 60°C (W)	
600/6	626	258	100	600	238,0	450,0	565,0	€ 225,00
600/8	626	350	100	600	317,0	600,0	754,0	€ 300,00
600/10	626	442	100	600	396,0	750,0	942,0	€ 375,00
600/12	626	534	100	600	475,0	900,0	1130,0	€ 450,00
1800/6	1826	258	100	1800	586,0	1110,0	1394,0	€ 315,00
1800/8	1826	350	100	1800	782,0	1480,0	1859,0	€ 420,00
1800/10	1826	442	100	1800	977,0	1850,0	2324,0	€ 525,00
1800/12	1826	534	100	1800	1172,0	2220,0	2788,0	€ 630,00

*Con sovrapprezzo di Euro 6 per coppia di teste (non disponibili per la versione anodizzata)
*With extra charge of Euro 6 for couple of cups (not available for the anodized version)



FINITURE DISPONIBILI / AVAILABLE FINISHES
Inclusi tappi e kit di fissaggio / Included plugs and fixing kit



White Matt



Black Matt